

SPS 150mm Heel-Guard Lineal Grate & Crushed Edge Channel

Specification Codes:

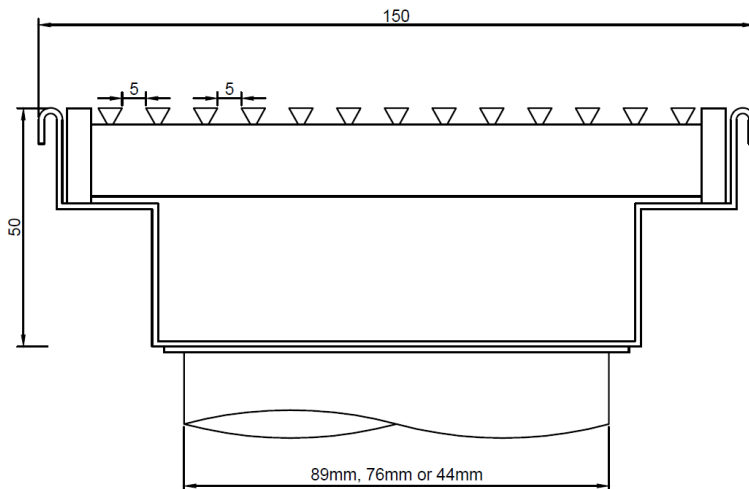
SSCE15050H – 150mm wide x 50mm deep (89mm, 76mm & 44mm outlets)

SSCE150100H – 150mm wide x 100mm deep (89mm, 76mm & 44mm outlets)

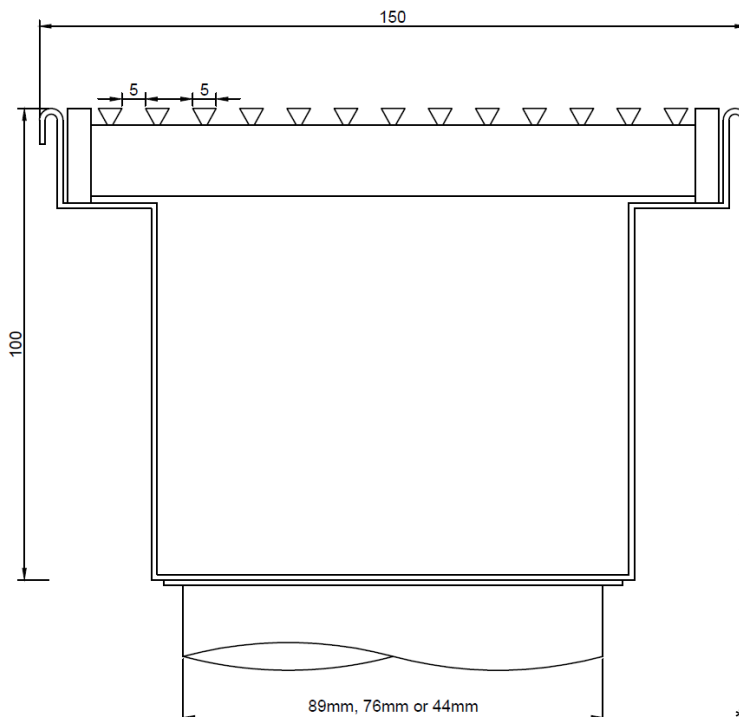
SSTBTO – Basket Trap outlet to suit *

- Architectural Heel-Guard Grate
- Complete 316SS Assembly
- Other depths between 40mm & 110mm available (CUSTOM).
- Available with:
 - Basket Trap Outlet
 - Heavy Duty Grate

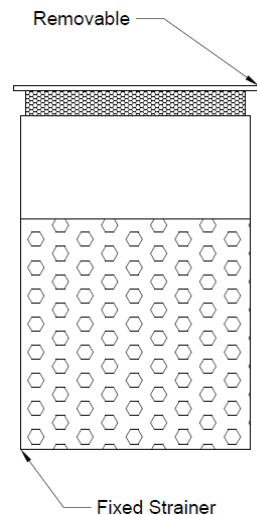
SSCE15050H:



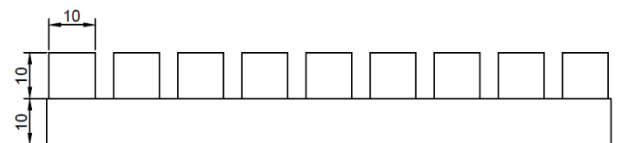
SSCE150100H:



*SSTBTO:



Heavy Duty Grate Option:



- Profile is designed for larger sizes of lineal grates
- Sizes start at 133mm and range up to 300mm wide
- Depths can differ to site requirements, we stock a shallow and deep version of each size and can customise

DISCLAIMER – All SPS Lineal Grates come with a +/- tolerance of 2mm

Metabronze Industries Ltd

Office: 09 441 3824 Email: sales@metabronze.co.nz Website: www.metabronze.co.nz